

# Waybill

Mid West Region NMRA –  
Spring 2010

## President's Report

By Bill Litkenhous, President, MWR


I am sitting at the computer looking out at the snow on the ground and am wondering what to write about this month. One thing that comes to mind is what it takes to get a layout ready to host an open house or an operating session. I have been working with our regional treasurer; Bryan Lemonds preparing his D&RGW Utah Division for an upcoming operating session. He has been doing a lot of work on the layout recently and it was in need of some clean up work. He scheduled several works sessions where the group was cleaning track, sweeping the floor, checking train consists against the car cards assigned to them; checking the operation of the equipment on the layout and the many other little but necessary jobs to have a smooth session when the time comes.

Bryan has made things easy for his operators by having attachments to the fascia. His EasyDCC throttles have speaker mounts that hook onto the mounts on the fascia. The car cards are arranged in pockets mounted to the fascia and his fast clock is mounted into the fascia. The telephones to the dispatcher are also attached to the fascia at critical locations for smooth operation. Bryan also has a separate crew lounge when members wait for their next assignment and also can enjoy snacks and refreshments away from the layout.

My small layout also has similar amenities for ease of operation. I have commercial holders for my Digitrax throttles next to the UP5s. I have also made cup holders for the layout from the plastic holders made for use in automobiles. I cut the lip attachment from the holders so that I can just screw them onto the framework of the layout. This keeps cans and cups off the layout, especially for me since I am somewhat of a klutz and I don't want soft drinks spilled on my track work.

These are just some of the items I have seen on the various layouts that I have visited over the years.

By the way, CSX is still just storing cars on our rail line. The coil cars stored at Orleans have been removed. But at least three strings of coal hoppers are now stored at various points of the main, completely blocking any thought of running a train in the near future.



The Indiana Railroad's abandonment case is supposed to be heard by the end of March. If approved we will lose one line into Bedford as the INRD has said they plan to remove the track as soon after as they can. Not good news on that front. However, we do have one faint hope and that is that maybe Indianapolis will realize that the INRD is parking trains of bombs from Crane under the I-465 highway on the south side of the city and direct INRD to move them to another route.

Changing the subject now, the rest of this letter I got this from the Mid-Central Division 8 Superintendent Mark Norman and I am using it with his permission.

Okay, what are you running- a continuous loop or a point to point operation? If you think you are running a continuous loop, you might wish to reconsider. Before throwing your Waybill down in disgust about my critique of your railroad, allow me to clarify something. I wouldn't think of casting aspersions about your layout. That isn't going to happen. No, this is a comment about you and me and our journey together.

You see, we are on a point to point journey. We will not pass this way again. If we are running around in circles, a continuous loop if you will, we're kidding ourselves. Worse, we are wasting our time. We never know when the Conductor will announce that we have arrived at our station and have to step off the train. Our time together is all too brief.

Presuming we agree that we are on a point to point trip I'm sure you will agree with me that it is one wonderful journey. Each of us has chosen to jump on board the particular train that is the Midwest Region. At times, the old train rattles, shakes, blows off some steam and even squeals going around the curves. Yet, rattle on it does. Together, we stay on track. What a great group we have! We come in all scales, sizes, ages, backgrounds, and so forth. I guess you could say we are a mixed freight of sorts. Along the way, more than a few fine cars have been delivered to their destination. Those we've known personally and those we've only heard of have enriched our lives in ways we may never measure.

Those of us on the train we call the Midwest Region now, have to ask what role we see for ourselves. cont. page 3

# The WAYBILL

Editor

David J. Leider MMR  
601 N. Elmhurst Rd.  
Prospect Hts. IL 60070  
847-253-7484  
sooauthor@netzero.net

## The WAYBILL

is published quarterly by the Midwest Region of the National Model Railroad Association Inc. for the benefit of the model railroading community.

## SUBSCRIPTIONS

Electronic delivery is free to all members of the Region. Send an email to [mwrsecy@mwr-nmra.org](mailto:mwrsecy@mwr-nmra.org) with your name, email address, NMRA number and Division. Use "Electronic Delivery Subscription" as the subject of your email. For change of e-mail address, use "E-mail Address Change" as the subject. Regular mail subscriptions are \$6.00 per year; \$12.00 for two years. To subscribe, complete the applicable sections of the NMRA Membership Application at <http://www.nmra.org/>.

## CONTRIBUTIONS

Articles, photographs and artwork are encouraged in either hardcopy or electronic form. The editor uses Quark 4.1 as his publishing software on a Mac. Word documents are also acceptable, but please send the photographs as an attachment. Copy is due by the 10th of February, May, August and November and should be sent to the editor at the above address. Submitted material will be returned upon request.

## ADVERTISING

Deadlines for camera ready adds are the same as for the copy deadlines. Please submit by email to the editor as a TIF or .jpeg. We accept only railroad related adds. Advertising rates are:

	yearly	or	per issue
Full page	\$100		\$35
Half page	75		25
Quarter page	50		20
Business card	25		15

Please send payment to Bryan Lemonds  
6325 Bent Pine Drive  
Bloomington, IN 47408  
(812) 334-8841

## Editor's Column

In my last column, I noted that our newest Division, Michiana, was using a Yahoo-group to conduct its business as well as keep its members informed of what was happening in the division. Members without computers can go to the local library or find a buddy to share with.

Their group is open to any NMRA members. Jim Six has been adding several articles on a far ranging series of topics.

Seeing the success Michiana is having with their group-site, John Cloos, membership Trainmaster of the Fox Valley Division set up a Yahoo group for the Fox Valley Division. So far we have 16 member (as opposed to 110 for the Michiana division). He will use the group to disseminate information between meetings as well as share information and photos. The name of our group is Foxvalley 2001.

Why not consider a yahoo group for your division. They are a great way to keep members informed and you will interest people who can not attend meetings.

## STATIC GRASS

I am a big fan of the Prototype Modeling Seminars. I have attended (and spoken at) the Naperville Meet for many years. This year I attended a clinic on scenery by Tony Koester. As soon as I saw what can be done with static grass, I was hooked. I then saw a clinic by Bill Darnaby and decided that my scenery needed updating and had to go. For those unfamiliar with the term, it applies to fibers that are given a positive charge, and when shaken on scenery with a negative charge, they stand upright. But, I could not justify the expense of a Noch Static grass applicator. I had an old MR article from 1985 about using a Van de Graff Generator to make the static charge, but dismissed that as being impracticable (plus, where would I get a Van de Graff Generator?)

You may remember them from Mr. Wizard when he used to make sparks and people's hair stand on end. At Trainfest, I spoke to Jim Allen about the situation, and he said that you could buy a negative ion generator at Pep Boys. It was inexpensive (about \$12.95), small and easy to dissect to get out the guts. Both Jim and I built units using spare parts we had. After building it, I started to experiment with my new toy. My first attempts were less than ideal, as my glue was too dilute and I used too much static grass. It looked like a field after a thunder storm had passed. Tony had said that the longest grass was best, so I ordered some long green grass from Scenic Express. ([Scenicexpress.com](http://Scenicexpress.com)). I was using Modge Podge matte medium as a glue, but it dried with a slight sheen. Again it looked like a thunderstorm passed over and wetted down the grass. Being laid off has its benefits, one of which was a chance to go to the Cocoa Beach RPM with my family. (For those of you not familiar with this meet, it is put on by Mike Brock every year. It is a two day meet with lots of models and clinics. The cost at \$35.00 is a real bargain. This year it began on Thursday night for the earlybirds. We came down early and spent Thursday at the Kennedy Space Center. Unfortunately it was frigid in Florida that week. Luckily there was a mall nearby, so my wife got some shopping and a movie while I attended. Bill Darnaby gave his clinic again, with some updates. I was ready with pencil and paper and took lots of notes. Another clinician, Lance Mindham, of The Shelf Layouts Company, showed some dioramas he had done of Florida Layouts using static grass. Outstanding stuff! Once home, I resumed work and am pleased with the results so far, but I have a lot to learn. I'll keep you informed of my progress.

## **President's Report cntd.**

Are we focused solely on the rattles and squeaks or are we enjoying the journey? Are we the grease that keeps things running smoothly? Perhaps you are sitting in the cupola watching for danger ahead. Everyone has a part to play.

Wherever you are on this train, I encourage you to think it over and contribute where you can. Along the way, be sure to look around, enjoy those around you and take in the wonderful experience.

Bill

## **2010 National Convention**

### **Ken Jaglinski – Co-chair**

Well spring is here and the national convention being held in Milwaukee July 11th – 18th, 2010, is not far behind. The convention has shaped up nicely under the guidance of Reid Kahrs, our chairman. The final piece of the puzzle fell in place in late January with the clinic program being completed. Skip Meracle and Ed Kofroth did a great job along with Doug Auburg of National to put together over 120 clinics that will be offered throughout the week. Over 100 of these are “new” to the national convention.

The tour committee headed by Gary Children along with Ted Lewtas and Dave Wichman offers 29 layout tours featuring over 100 different layouts. Besides the greater Milwaukee area, tours are offered to Madison, Racine/Kenosha, the Fox Valley, and Illinois. In addition, you can choose from 17 prototype tours visiting local industry. Chip Kahrs, along with a host of other ladies, has put together an outstanding General Interest Program. It features 9 tours offering shopping, historical and general sightseeing experiences, and 30 clinics ranging from crafts to clowns and spices.

As you know it takes a lot of VOLUNTEERS to run a successful national convention. We need your help to make the Milwaukee convention a show stopper. We can use your help at clinics, the tour desk, in the contest room, in the auction room, leading a prototype or layout tour, helping with audio visual equipment or at 100 other jobs. You can work one four hour shift, a whole day, or several times during the week. Remember this convention reflects on the Midwest Region, so let's get it done right! Milwaukee was the birthplace of the NMRA and people will expect that we can do it just a little bit better. If you can volunteer your time please email Al Lederman at n9rxd@sbcglobal.net or you can email us through the web site at [www.nmra75.org](http://www.nmra75.org). We have a great overall line-up of things to do at NMRA75. Now is the time to register if you haven't already done so. The full registration packet was printed in “Scale Rails” in the February issue. You can fill out the forms there and mail them in or you can do so online at our web site. Looking forward to meeting you and your fellow railroaders in Milwaukee!

## **Click the shutter and win a steam cab ride!**

With the single click of a shutter, you could find yourself riding for a full day in the cab of an historic mainline steam locomotive operated by the Union Pacific! It can happen if your photo is the winner of the National Model Railroad Association's 75th Anniversary Photo Contest.

Your day-long cab ride will begin in Cheyenne, WY in May, 2010, behind some mighty big steam power on its first leg of an excursion. And we'll make sure you're there when the conductor yells “All aboard!” because the winner will also receive airfare (up to \$500), two nights in a hotel, plus transportation to and from the excursion.

If you're an NMRA member in good standing, all you have to do is submit a photograph depicting one or more models of UP equipment and/or structures in a realistic scene. Your photo will be judged for prototype fidelity of both the modeling and the scene, as well as for photographic art. You can submit color prints, color slides, or digital files on CD.

To be eligible, your photo must be postmarked by April 15, 2010 (or originated in transit by a third party service such as FedEx or UPS), and received no later than April 20.

Only one photograph may be submitted per envelope, but there's no limit to the number of photos you can submit.

All photos become the property of the NMRA, which may use the photo in any manner it chooses. In addition, participants agree to provide the NMRA with the original medium of the photo (negative, transparency, or digital file) if requested.

Send your entries to: Robert J. Amsler, Jr., 514 Dover Place, St. Louis, MO 63111. And if you send a print, be sure to protect it from bending!

## **Frugal Modeler**

**by David Nelson**

Interesting fabricated and cast shapes are found in the disposable plastic packaging of many ordinary household products. You simply have to learn to look beyond the original purposes and imagine what something could look like if altered or simply painted industrial gray or primer red. For some time I have been putting all sorts of “free” items into a scrap box that I rummage through before starting a project. The plastic may not be the easiest to work with or paint but the variety of distinctive shapes makes this approach worth investigating. In this installment we'll focus on items that come from the medicine cabinet; these are not intended as modeling projects per se but as inspirational examples.

The Bucyrus-Erie factory in South Milwaukee, WI. is both rail served and has its own railroad, and my upcoming model will need a large supply of its open loads. I've gleaned many ideas from Keith Kohlmann's invaluable two part article on the Bucyrus-Erie railroad and shipping oper-





Some of the free parts Dave has assembled

ations in the April and May 2006 issues of Railroad Model Craftsman, together with my recent plant tour and childhood recollections of seeing the enormous B-E draglines or strip mining shovels be shipped out, the inter-plant rail movements of the inner “guts” of such machines, and the bone-yard of rusting spare parts for older models. I'm less concerned with exactly replicating a particular piece or part than with conveying the impression of the massive steel fabrications that make up every aspect of these huge machines.

Dental floss containers have the crisp lines of steel fabrications. Inside, a structural-looking arched piece has an axle that holds the short tubing on which the floss is rolled. You swear to your dentist that you floss after each meal, so surely you can accumulate a nice supply of the containers for your own projects in no time. The bodies and caps of motel shampoo bottles - admit it, you take them home, too -- also have a fabricated look. Solid deodorants provide an industrial-looking threaded shaft; the toothed wheel becomes a large gear. The other parts of the packaging are cast to look like welded, rolled, or cast steel. Old Spice stick deodorant provides a disc base. The clear plastic




Bucyrus-Erie dragline from a deodorant package


tubes that contain mascara or styptic pencil are obvious sources for pipe or large ventilation conduit, and the plastic end caps also have their uses.

A 1950s-era Bucyrus-Erie dragline shovel bucket was approximated using deodorant packaging, the plastic hanger for dress socks, and a bit of a dental floss container's interior. The photo sets the model against a prototype photo, with the original source materials included in the shot.

A cut-down shampoo bottle cap made industrial air-vent, with a base made of the cap from a styptic pencil tube, all painted flat gray and ready to place on a factory roof. The source parts are in the photo, together with the circular base from Old Spice stick deodorant, painted in flat primer and seen in front of a photo of a very similar steel casting on the Bucyrus factory floor. A large wheel gear from a



Large gear from various caps



Large wheel gear from a deodorant package

deodorant package, painted silver, is set against a photo of a large bare steel gear at the Bucyrus factory.

A rather elaborate (and I'll admit, largely fanciful) worm gear shaft runs to a large wheel gear from deodorant packaging set on an axle, with bearings taken from dental floss containers, braced and supported by “steel” parts from dental floss containers, all set on a base taken from dental floss packaging. The “original” source parts are also seen

in the photo. Start adding disposable plastic packaging to your scrap box and you might be surprised by the no-cost modeling possibilities that come to mind.

## CLINICS AT NMRA '75 LOOK FORWARD AND BACK

Would you like to learn how to create a modern CTC panel for your layout using CATS? Or maybe you'd like to find out more about building kits made from brass etched parts, or increase your knowledge about chapel cars. Did you even know there were such things as chapel cars?


You can learn about these topics and many more by attending the clinics at NMRA 75, the National Model Railroad Association convention for 2010. This year the NMRA celebrates its 75th anniversary, so its altogether fitting that our national convention be held in Milwaukee Wisconsin, the city where it all began. The dates are July 11th through the 18th.

While NMRA 75 will take an affectionate look back at our hobby's days of old, it will also be looking ahead to the fresh and new. This year's clinic program reflects that idea very well. Of the 163 clinics scheduled to be presented, 123 are brand new and never before presented at an NMRA national convention. These new clinics will cover everything from scenery to structures to the newest trends in Digital Command Control. So if you're looking for fresh new ideas to enhance your modeling, NMRA 75 is the convention you must not miss!

But not all the new clinics at NMRA 75 are about fresh new ideas. You can look forward to a couple of them that look back. Clinician Paul Hobbs will present Seventy-Five Years Of Development And Achievement In Model Railroading. Paul will review events, processes, inventions, companies and individuals that have made significant contributions to the hobby over the past 75 years. You might also want to see Steve Stewart's new clinic, Seventy-Five Years Of Railroading. Steve examines prototype railroading from what was in 1934 to what will be in 2011. And what could be more appropriate to bring the list of new clinics to an end than one about the history of Milwaukee Road Cabooses?

As an added bonus, many of the new clinics at NMRA 75 will be presented by some of the best-known names in model railroading. Names like Jack Burgess, Bruce Chubb, Chuck Hitchcock, Tony Koester, Sam Swanson, Bill Schaumburg, Andy Sperandio, Tony Thompson and Wayne Wesolowski.

Of course NMRA 75 is about much more than clinics. To



find out everything you need to know, visit our website at [www.nmra75.org](http://www.nmra75.org). You can even register online.

Come celebrate 75 years of model railroading this summer in Milwaukee!

Oh and in case you were wondering, no actual cats were harmed in the making of that CTC clinic.

## RPM REVS UP AT NMRA 75.

It started 75 years ago in Milwaukee. A group of model railroaders intent in setting interchangeability standards for motive power, rolling stock, and track formed the National Model Railroad Association or NMRA.

It started 25 years ago at the 50th Anniversary NMRA convention in Milwaukee. A group of model railroaders interested in the contemporary scene formed The Modern Prototype Modelers. Over the years the emphasis changed to prototype modeling from all eras. As a result the name changed too, and the group became known as Railroad Prototype Modelers or RPM.

Over the years both the NMRA and the RPM continued to grow and now 25 years later, both are meeting once again in Milwaukee.

The event is NMRA 75, the National Model Railroad Association's 75th anniversary convention. From July 11 through the 16th, RPM modelers and NMRA members from all over the world will join together to celebrate the accomplishments of two great organizations.

Just as NMRA standards spawned innovations that have changed the hobby, so too has the innovative modeling of RPM members. In fact the level of detail and the technical excellence of today's models owe much of their origins to the NMRA and the RPM. No doubt about it, there is much to celebrate, which is why you should come to this party! An entire room will be devoted to RPM models from all over the world and you're invited to bring yours to display as well. The room will be open from Wednesday to Friday during convention week.

In addition to the RPM exhibit, NMRA 75 will offer a huge array of tours, clinics programs, and special events designed for model railroaders and their non-modeling family members. That means NMRA 75 makes for an ideal family vacation this summer!

Get all the details by visiting our website [www.nmra75.org](http://www.nmra75.org). You can even register online. So join the party.



## Midwest Region Achievement Program Report by Marvin Preussler- MWR AP Manager

I am happy to report that there has been a great deal of activity from our members. Members continue to take part in the Achievement Program all over the Midwest Region. It is always fun to help answer questions and to guide our members in the AP. Take a look at the following:

The following members received AP Certificates:

Randy Williamson	Larsen, WI	Official
Thomas Cain	Indianapolis, IN	Author
Marvin Preussler	Sheboygan, WI	Official
Marvin Preussler	Sheboygan, WI	Master Model Railroader # 432

If you know these folks personally or see them at your next train show, be sure to congratulate them on their achievement. I hope to be able to process more certificates in the near future as the National convention draws near. As always, work with your division Achievement Program Manager first, and if there is a problem, feel free to contact me. Thanks!

Marvin Preussler, MMR  
(Note that our AP chairman has gotten MMR # 432. Be sure and congratulate him when you see him. editor)

## UPCOMING EVENTS

Palatine Illinois  
High Wheeler Train Show  
March 6 & 7  
[www.highwheelertrainshow.com](http://www.highwheelertrainshow.com) for details

Lombard Illinois  
Chicago O Scale Meet  
March 12-14                      630-745-7600 for details

Wauconda Illinois  
Lake County Model Railroad Open House  
March 20-21                      847-736-1489 for details

South Bend, Indiana  
St. Joe Valley Railroad Club and sale  
March 21                              547-272-6436 for details

The Midwest Region Annual Members Meeting will be at the Bedford National Guard Armory in Bedford Indiana, Saturday, April 24, 2010. Meeting starts at 10:45 AM  
contact Bill Litkenhous at [MWRPREZ@hq.nmra.org](mailto:MWRPREZ@hq.nmra.org) for more information

Because the national convention is in our region, there is no regional convention this year.

Milwaukee Wisconsin  
NMRA 75th Anniversary Convention  
July 11-18                              NMRA.org

In addition to the NMRA, two historical societies will be holding their conventions in Wisconsin this year.

The Chicago & North Western Historical Society will be in Kenosha Wisconsin. It will be June 10-13 instead of the usual last weekend in May. [cnwhs.org](http://cnwhs.org)

The Soo Line Historical and Technical Society will hold their 32nd annual convention in Neenah Wisconsin on August 19-22 instead of their usual mid-September date.  
[sooline.org](http://sooline.org)

Looking ahead, the 2011 Midwest Regional Meet will be in Madison Wisconsin on April 15-17, 2011

Submit your meet to the editor for inclusion.



## PHOTO SECTION



Here is a sampling of the layouts that will be on tour.  
Layout owner, layout name  
and the tour it is on.



Above: James McKeever's St. Paul Heritage  
Kenosha Corridor Tour




Above: Don Drum's Chicago & North Western System  
Bayside Commuter & West Bend Special Tour




Above: Ken Jaglinski's Ashland, Superior & Pacific  
North Shore Flyer Tour

Below: Barb Rothwell's Concord Valley & Western  
Fitchburg Express Tour



Below: Mike Ziegler's Conowingo Central  
Bayside Commuter & West Bend Special Tour





## “We Satisfy Your Addiction”

We cater to Model Railroaders by specializing in DCC, N, HO and G Gauge. We are Factory Trained Dealers for Digitrax and Soundtraxx products. Authorized Dealer for Digitrax, NCE, TCS, Soundtraxx, Lok Sound, QSI, and Airwire 900 products with installation available since 1996. We also offer award winning custom painting, model building and layout construction services. Clinics on varied topics are typically offered every Tuesday evening and Saturday afternoons.

## EngineHouse Services, LLC

2737 N. Packerland Dr., 2H - Green Bay, WI 54303  
920-490-4839

[www.enginehouseservices.com](http://www.enginehouseservices.com)

Email: [sales@enginehouseservices.com](mailto:sales@enginehouseservices.com)

10-6 Monday-Thursday

10-7 Fridays

9:30-4 Saturdays

Closed Sundays (we play with trains too!)

Proud Supporter of the World's Greatest Hobby!

South Central WI Division  
3015 Union St. # 4  
Madison WI 53714

Return Service Requested

Non-Profit  
Organization  
US Postage Paid  
Permit No. 1543  
Madison, WI 53714